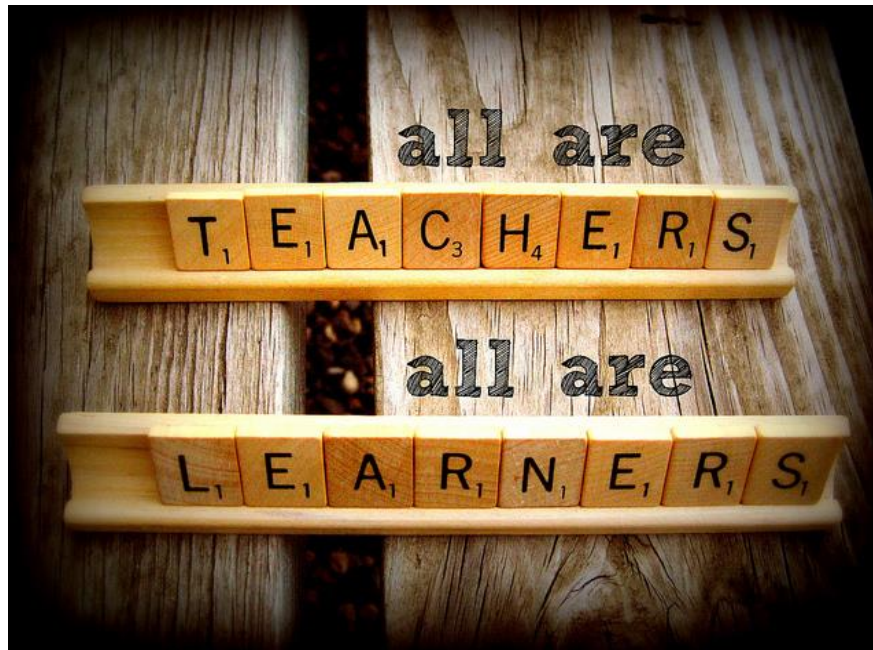


Postgraduates Who Teach: Teaching in the Lab

Dr Hannah Mathers, Dr James Fitton and Dr
Cheryl McGeachan



Structure of the Session

- 1) Introduction to Lab Demonstrating
- 2) Teaching Scenario workshop
- 3) Case Study of Lab Course Design by GTAs
- 4) Discussion




Lab spaces can refer to sciences, arts and humanities and social science.

Introducing Lab Demonstrating

The aim of lab work is to move beyond learning material for the sake of assessment but to encourage students' interest in their topic and to be active in their learning and of course to develop lab skills. In other words, you are helping the student move into the realms of deep learning rather than surface learning. As a teacher, you can further encourage students to integrate their learning with other aspects of their studies

(Material adapted from Certificate in Learning and Teaching (CiLT)

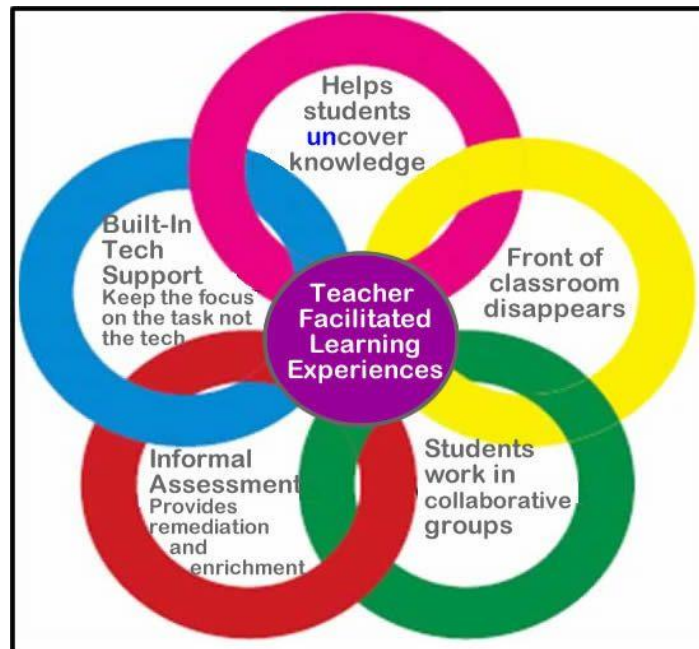
<https://www.sheffield.ac.uk/lets/toolkit/teaching/labdemonstrating>).



Key Roles and Responsibilities 1

- A key role of a demonstrator is to *facilitate student learning* in the lab.

This can be achieved in various ways but key aspects include; asking questions that open up the subject under study and that present new possibilities, be proactive as well as reactive by encouraging participation by students and by recognising those that are struggling and offering assistance, develop skills, attitudes and attributes for future employment.



Source:
www.pinterest.com

Key Roles and Responsibilities 2

- **A pastoral role is also important, especially with the earlier year groups.**

Try to be approachable and very present during the class, for example circulating around groups and asking/answering questions. Demonstrators are often deemed as the closest point of contact for students and are central in creating a positive learning environment.



Key Roles and Responsibilities 3

- **A further key role is to assist the lab leader in ensuring mechanics of the lab are completed.**

Important administrative tasks often require completion such as registers, health and safety demonstrations, door signs, equipment checks etc., but also support is often required to help the lab leader to maintain the flow of the class in various ways.



Teaching Scenario workshop



GTA Course Design Disaster Island

Discussion!



Concluding Thoughts

I feel I gained a lot of skills from the labs that will help me in my future studies of Geography, both in university and further ... I felt the labs were also good in helping create a sense of a community in Geography-1 as it was a place where people got to know one another due to the larger number of people and the amount of group work that was done (Anonymous Student Feedback, 2014).

