

RGS-IBG Annual International Conference 2026

**Royal
Geographical
Society**
with IBG

Advancing geography
and geographical learning

Guidance for contributors to organised sessions

RGS-IBG Annual International Conference 2026

NEW TO EX ORDO?

Email Address

First Name

Last Name

Password

Create Account →

OR


LOGGED IN PREVIOUSLY?

Email Address

Password

Login →

[Forgot your password?](#)

 **Ex Ordo**
Conference software

- **Create an account on the [Exordo portal](#).** [RGS-IBG Annual International Conference 2026 | Ex Ordo](#)

Note: If it is your first time submitting via Ex Ordo, you will be prompted to set a password. If you have previously used Ex Ordo (**such as for our 2025 conference**), you can reset your password if needed.



Key points

**Royal
Geographical
Society**

with IBG

Advancing geography
and geographical learning

- You will be given a link by your session organisers which will take you directly to the session to submit your paper
- Delegates will be limited to **ONE** paper presentation and **ONE** panel/workshop contribution, OR, **TWO** panel/workshop contributions. The role of discussant is included as a panel/workshop contribution.
- If a contribution has its own title and abstract, it counts as a 'paper' for this purpose.
- A single paper may only be presented once at the conference.

My Submissions

My Panels

Invited Panels List

New Submission

New Panel

Invited Panels List

← Back to List

ID	Title	Status
<div><div><div><div><div></div><div></div></div><div><div></div><div></div></div></div><div><div>You're Invited to Submit</div><div>Submit your work as part of this panel.</div></div><div><div>Submit to Panel →</div></div></div></div>		
Submitted	<div><div>Title</div><div>Urban Geographies (2)</div><div>Organisers</div><div><div>1. Dr. Sarah Evans - Royal Geographical Society (with IBG)</div><div>2. Dr. Julian Martin - RGS-IBG</div><div>3. Ms. Emily Barker-Jubb - Royal Geographical Society (with IBG)</div></div><div>Description</div><div>This is a session about urban geographies...</div><div>Track</div></div>	

- Click the Submit to Panel button to start the workflow



The screenshot shows a web interface for submitting a presentation. On the left is a vertical sidebar with a list of steps: 'My Submissions', 'My Panels', 'Public Panels List', 'New Submission', 'Track', 'Format', 'Title & Abstract', 'Authors', 'Topics', 'Panel (organised session) conv...', 'Open call for papers and poste...', 'Individual contributions for o...', and 'New Panel'. The 'Title & Abstract' step is highlighted with a green dot. The main content area is titled 'Title & Abstract' and contains a 'Title' field with the text 'The example session' and an 'Abstract' field with the text 'An example of a paper to be submitted to the conference'. The abstract field has a rich text editor toolbar with options for bold (B), italic (I), underline (U), bulleted list, numbered list, x^2 , x_2 , and Ω . A green checkmark and the word 'Saved' are visible in the top right of the abstract field. Below the abstract field, it says '489 words remaining.' At the bottom of the form is a 'Done' button with the text 'Go To The Next Step'.

- Step 1 - Input details for your presentation



My Submissions

My Panels

Public Panels List

New Contribution to
Input sess...

STEP 1. Title & Abstract

STEP 2. Authors

STEP 3. Panel (organised
session) conv...

STEP 4. Open call for papers
and poste...

STEP 5. Individual
contributions for o...

New Panel

New Submission

Authors

Please nominate all the authors that contributed to this submission below.

1. James Kendall Royal Geographical Society (with IBG)

☒ Corresponding Author

☒ Presenting Author

Re-order

Edit Author

Remove

2. Add Another Author

Done
Go To The Next Step

○ Step 2 – input author details



My Submissions

My Panels

Public Panels List

New Submission

STEP 1. Track

STEP 2. Format

STEP 3. Title & Abstract

STEP 4. Authors

STEP 5. Topics

STEP 6. Panel (organised session) conv...

STEP 7. Open call for papers and poste...

STEP 8. Individual contributions for o...

New Panel

Panel (organised session) convenors - additional Information

Keywords

Please complete the below questions if you are a SESSION ORGANISER submitting a PANEL. Otherwise, please leave the questions on this page blank.

Please provide up to 5 keywords for your proposed session.

Session type

Please indicate the type of session.

Papers (each contribution has its own title and abstract) ▼

Chosen format

ORGANISED SESSIONS:

As the session convenor, please indicate whether the session will be in-person, hybrid, or online. If you would like to apply for a hybrid format, please also complete the next question.

Select an Option ▼

Application for hybrid format

If you would like to apply for a hybrid format, please make the case for this here. Applications will be assessed against the following criteria:

1. Clear plan for how to make the most of hybrid capacity, including how you will engage both in-person and online participants and attendees
2. ...

- Ignore steps 3 and 4 and proceed to step 5 as these pages are just for session organisers and open call participants



My Submissions

My Panels

Public Panels List

New Submission

TER 1. Track

TER 2. Format

TER 3. Title & Abstract

TER 4. Authors

TER 5. Topics

TER 6. Panel (organised session) conv...

TER 7. Open call for papers and poste...

TER 8. Individual contributions for o...

New Panel

Individual contributions for organised sessions - additional Information

Keywords

Please complete the below questions if you are a PAPER AUTHOR submitting to an ORGANISED SESSION. Otherwise, please leave the questions on this page blank.

Please provide up to 5 keywords for your proposed contribution.

Timetabling requests

Do you have any timetabling requests? If so, please make these here. We cannot guarantee to accommodate all requests but will do our best subject to the wider constraints on the conference timetable.

B *I* U x^2 x_2 Ω

Access requirements

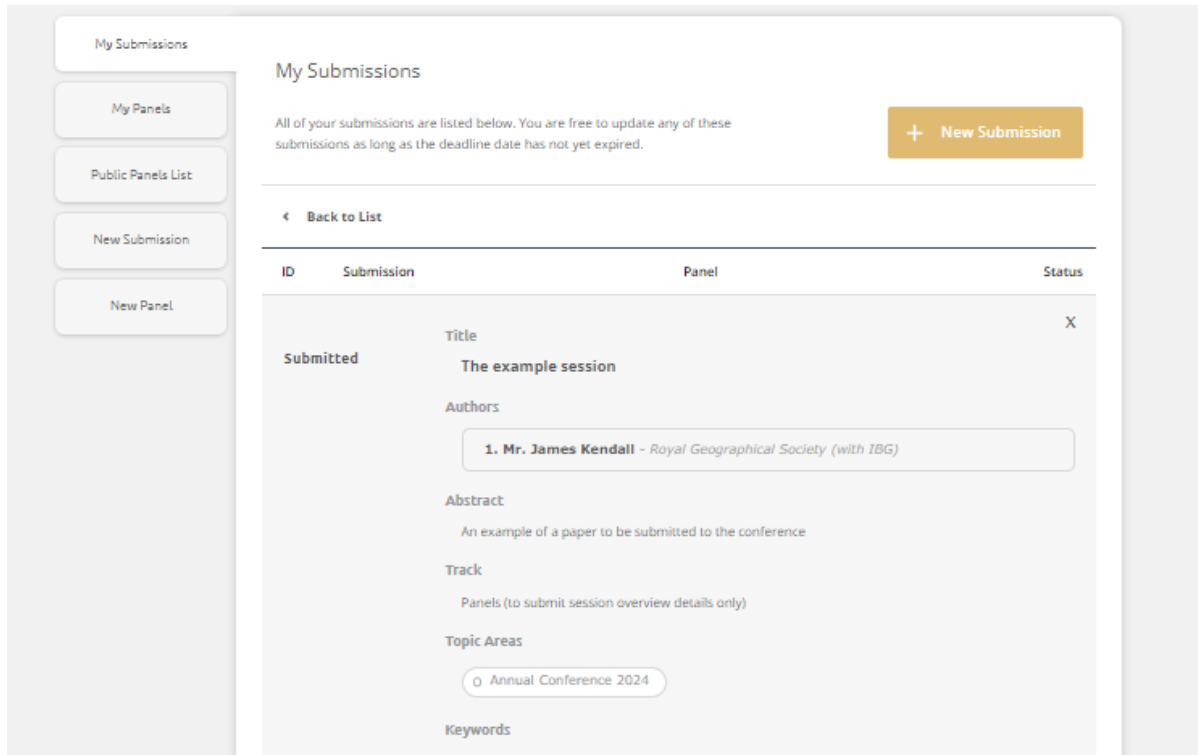

Do you and/or your session contributors have any access requirements? If so, please let us know the details here. For requirements linked to the creche, please get in touch with us directly at ac2024@rgs.org

B *I* U x^2 x_2 Ω

Done

Save Submission

- Step 5 - Fill in the boxes and click done.



The screenshot displays the 'My Submissions' page. On the left is a sidebar with navigation links: 'My Submissions', 'My Panels', 'Public Panels List', 'New Submission', and 'New Panel'. The main content area is titled 'My Submissions' and includes a note about updating submissions before the deadline. A '+ New Submission' button is in the top right. Below a 'Back to List' link is a table with columns 'ID', 'Submission', 'Panel', and 'Status'. One submission is listed with the status 'Submitted'. A modal window for this submission is open, showing fields for Title ('The example session'), Authors ('1. Mr. James Kendall - Royal Geographical Society (with IBG)'), Abstract ('An example of a paper to be submitted to the conference'), Track ('Panels (to submit session overview details only)'), Topic Areas ('Annual Conference 2024'), and Keywords.

ID	Submission	Panel	Status
	Submitted		

Title

The example session

Authors

1. Mr. James Kendall - Royal Geographical Society (with IBG)

Abstract

An example of a paper to be submitted to the conference

Track

Panels (to submit session overview details only)

Topic Areas

Annual Conference 2024

Keywords

**Royal
Geographical
Society**
with IBG

Advancing geography
and geographical learning

- When complete, your submission will show as demonstrated in the picture.