

RGS-IBG Annual International Conference 2026

**Royal
Geographical
Society**
with IBG

Advancing geography
and geographical learning

Guidance for submitting to open call

RGS-IBG Annual International Conference 2026

NEW TO EX ORDO?

Email Address

First Name

Last Name

Password

Create Account →

OR


LOGGED IN PREVIOUSLY?

Email Address

Password

Login →

[Forgot your password?](#)

 **Ex Ordo**
Conference software

- Create an account on the [Exordo portal](#). [RGS-IBG Annual International Conference 2026 | Ex Ordo](#)

Note: If it is your first time submitting via Ex Ordo, you will be prompted to set a password. If you have previously used Ex Ordo (**such as for our 2021 conference**), you can reset your password if needed.



RGS-IBG Annual International Conference 2026

**Royal
Geographical
Society**
with IBG

SUBMIT ABSTRACT

107 days
until submissions close

The submissions deadline is 23:59 on 6 March 2026 GMT.
Please complete your submissions before this date.

If this conference has multiple submissions deadlines,
you'll see the other deadlines when you submit.

Submit Your Abstract →

Submit A New Panel →

ography
ical learning

- Select 'submit your abstract'



My Submissions

My Panels

Invited Panels List

New Submission

STEP 1. Track

STEP 2. Format

STEP 3. Title & Abstract

STEP 4. Authors

STEP 5. Topics

STEP 6. Panel (organised session) conv...

STEP 7. Open call for papers and poste...

STEP 8. Individual contributions for o...

New Panel

New Submission

This workflow is for submitting details of **individual papers/posters** for the programme only. **Do not** use this workflow to submit details of your organised session/panel.

If you are submitting overview details of an Panel (organised session), please **go back** to the landing page and navigate to the 'New Panels' workflow.

Below you will see two sets of instructions, depending on whether you are submitting your abstract to the conference organisers' open call or to an existing Panel. Please read those applicable to you and ignore the other set!

Individual submissions to the conference organisers' open call for papers and posters:

1. Details of individual contributions, to be considered for the open call, can be submitted by prospective authors.
 1. You can check whether you are in the correct workflow - does it say 'New Submission' at the top of this page? If not, try going back to the main landing page to start again.
2. Please review the guidance for presenters before submitting your abstract. This is available [here](#).
3. Please select the 'Open call for papers and posters' track (ignore the Panels option)
4. Abstracts should be limited to 400 words.
5. Please select relevant topics for your paper or poster from the list. If none apply, please select 'Annual Conference 2026' only.
6. Please skip the pages of additional questions for 'Panel (organised session) convenors' and 'Panel (organised session) paper contributors' - leave the answers blank.
7. You will be asked to select whether you would like to be considered for an in-person or online session. Please note that we reserve the right to move individual papers to an online format to ensure session viability.

Individual submissions to a Panel (organised session)

1. If you have already been accepted for that panel by the session organisers, they will have provided you with a direct link to the panel details. Use the 'Submit to Panel' button to submit your abstract.
2. Please review the guidance for presenters before submitting your abstract. This is available [here](#).
3. Abstracts should be limited to 400 words.

- Read the instructions and fill in relevant details in steps 1 to 8, omitting 6 and 8.



The screenshot shows a web interface for submitting a paper. On the left is a sidebar with navigation links: 'My Submissions', 'My Panels', 'Public Panels List', 'New Submission', and a progress indicator for 'STEP 1. Track', 'STEP 2. Format', 'STEP 3. Title & Abstract', and 'STEP 4. Authors'. The main content area is titled 'Track' and asks 'Which track would you like to submit to?'. It contains two radio button options: 'Panels (to submit session overview details only)' and 'Open Call for Papers and Posters'. The 'Open Call for Papers and Posters' option is selected. At the bottom right of the main area is a 'Done' button with the text 'Go To The Next Step' below it.

- You must select open call for papers and posters

The image shows a web interface for selecting a presentation format. On the left is a vertical sidebar with a progress indicator. The progress bar has five steps: 1. Track (green dot), 2. Format (red dot), 3. Title & Abstract (red dot), 4. Authors (red dot), and 5. Topics (red dot). The main content area is titled 'Format' and contains the question 'Which presentation format would you prefer?'. Below this question are two radio button options: 'Oral/'Paper'' and 'Poster'. At the bottom of the main area is a button labeled 'Done' with the text 'Go To The Next Step' underneath it.

My Submissions

My Panels

Invited Panels List

New Submission

STEP 1. Track

STEP 2. Format

STEP 3. Title & Abstract

STEP 4. Authors

STEP 5. Topics

Format

Which presentation format would you prefer?

☐ Oral/'Paper'

☐ Poster

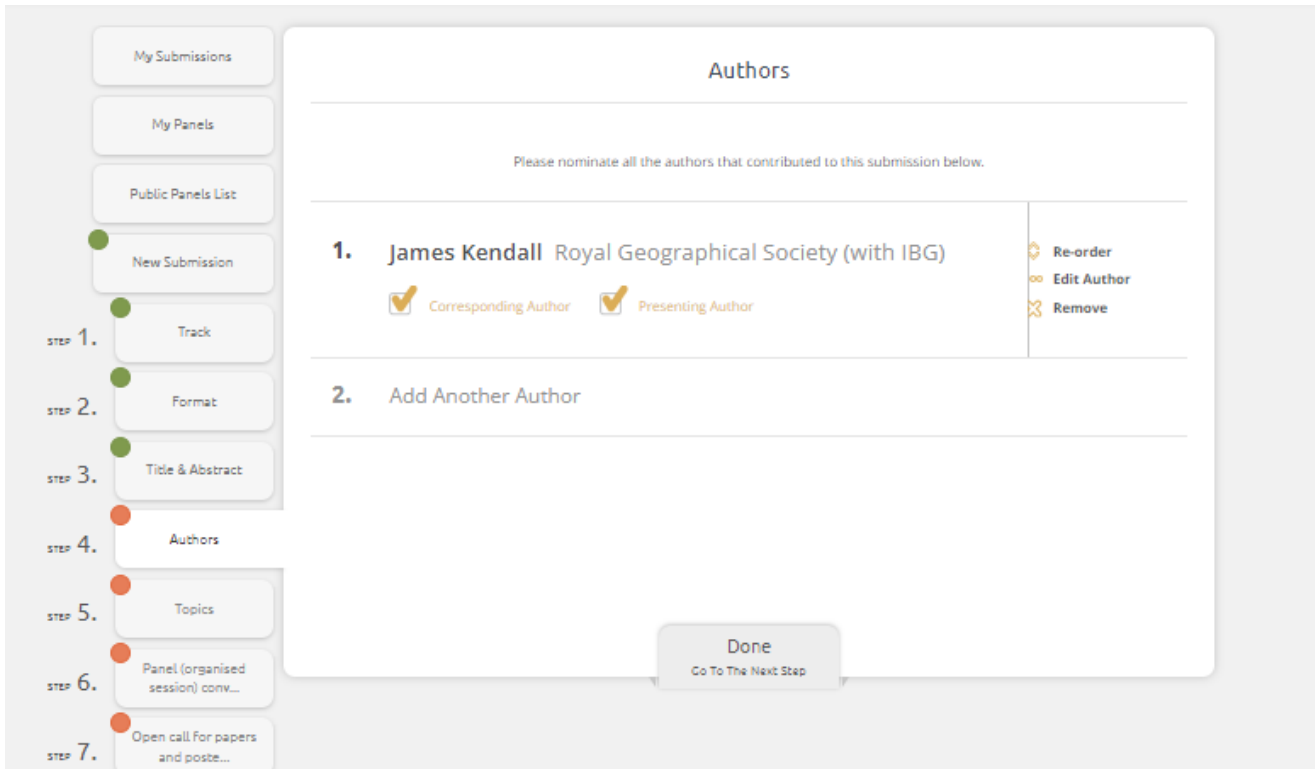

Done
Go To The Next Step

○ Select your chosen format



The screenshot displays a web interface for submitting a paper. On the left is a sidebar with a vertical list of steps: STEP 1. Track, STEP 2. Format, STEP 3. Title & Abstract (highlighted with a green dot), STEP 4. Authors, STEP 5. Topics, STEP 6. Panel (organised session) conv..., STEP 7. Open call for papers and poste..., and STEP 8. Individual contributions for o... Above the steps are buttons for 'My Submissions', 'My Panels', 'Public Panels List', 'New Submission', and 'New Panel'. The main content area is titled 'Title & Abstract' and contains a 'Title' input field with 'Example title' and an 'Abstract' text area with 'Example abstract'. Above the abstract text area is a rich text editor toolbar with buttons for Bold (B), Italic (I), Underline (U), Bulleted List, Numbered List, x^2 , x_2 , and Ω , followed by a green checkmark and the text 'Saved'. Below the abstract text area, it says '498 words remaining.' At the bottom of the main area is a 'Done' button with the text 'Go To The Next Step'.

○ **Input your paper title and abstract.**



The screenshot shows a web interface for the Royal Geographical Society submission process. On the left is a vertical sidebar with a progress indicator and a list of steps. The main area is titled 'Authors' and contains a list of nominated authors. The first author is 'James Kendall Royal Geographical Society (with IBG)', marked as both 'Corresponding Author' and 'Presenting Author'. Below this is an option to 'Add Another Author'. At the bottom of the main area is a 'Done' button with the text 'Go To The Next Step'.

My Submissions

My Panels

Public Panels List

New Submission

STEP 1. Track

STEP 2. Format

STEP 3. Title & Abstract

STEP 4. Authors

STEP 5. Topics

STEP 6. Panel (organised session) conv...

STEP 7. Open call for papers and poste...

Authors

Please nominate all the authors that contributed to this submission below.

- 1. James Kendall** Royal Geographical Society (with IBG)
☒ Corresponding Author ☒ Presenting Author
Re-order Edit Author Remove
- 2. Add Another Author**

Done
Go To The Next Step

**Royal
Geographical
Society**
with IBG

Advancing geography
and geographical learning

- Add in author details. You can add others and indicate who will be presenting here



My Submissions

My Panels

Invited Panels List

New Submission

1. Track

2. Format

3. Title & Abstract

4. Authors

5. Topics

6. Panel (organised session) conv...

7. Open call for papers and poste...

8. Individual contributions for o...

New Panel

Topics

Please choose your topics from the list below.

KEYWORDS54 Topics

☒ agriculture

☐ anti-racism

☐ borders

☐ carceral

☐ children & young people

☐ climate change


☐ coastal

☐ creative & culture

☐ decolonising

☐ digital

- Select any keywords applicable to your submission



My Submissions

My Panels

Public Panels List

New Submission

STEP 1. Track

STEP 2. Format

STEP 3. Title & Abstract

STEP 4. Authors

STEP 5. Topics

STEP 6. Panel (organised session) convenors - additional Information

STEP 7. Open call for papers and posters

STEP 8. Individual contributions for online sessions

New Panel

Panel (organised session) convenors - additional Information

Keywords

Please complete the below questions if you are a SESSION ORGANISER submitting a PANEL. Otherwise, please leave the questions on this page blank.

Please provide up to 5 keywords for your proposed session.

Session type

Please indicate the type of session.

Select an Option ▼

Chosen format

ORGANISED SESSIONS:

As the session convenor, please indicate whether the session will be in-person, hybrid, or online. If you would like to apply for a hybrid format, please also complete the next question.

Select an Option ▼

Application for hybrid format

If you would like to apply for a hybrid format, please make the case for this here. Applications will be assessed against the following criteria:

1. Clear plan for how to make the most of hybrid capacity, including how you will engage both in-person

- Leave answers blank on this page and go straight to the next step



My Submissions

My Panels

Public Panels List

New Submission

STEP 1. Track

STEP 2. Format

STEP 3. Title & Abstract

STEP 4. Authors

STEP 5. Topics

STEP 6. Panel (organised session) conv...

STEP 7. Open call for papers and poste...

STEP 8. Individual contributions for o...

New Panel

Open call for papers and posters - additional Information

Keywords

Please complete the below questions if you are a PAPER OR POSTER AUTHOR submitting an ABSTRACT for the open call. **Otherwise, please leave the questions on this page blank.**

Please provide up to 5 keywords for your proposed contribution.

Chosen format

OPEN CALL FOR PAPERS AND POSTERS:

Please confirm whether you intend to present your paper in person or online.

Select an Option

Timetabling requests

Do you have any timetabling requests? If so, please make these here. We cannot guarantee to accommodate all requests but will do our best subject to the wider constraints on the conference timetable.

B I U x^2 x_2 Ω

Access requirements

Do you and/or your session contributors have any access requirements? If so, please let us know the details here. For requirements linked to the creche, please get in touch with us directly at ac2024@rgs.org

B I U x^2 x_2 Ω

Done

Go To The Next Step

**Royal
Geographical
Society**
with IBG

Advancing geography
and geographical learning

○ Complete all details on this page



My Submissions

My Panels

Public Panels List

New Submission

STEP 1. Track

STEP 2. Format

STEP 3. Title & Abstract

STEP 4. Authors

STEP 5. Topics

STEP 6. Panel (organised session) conv...

STEP 7. Open call for papers and poste...

STEP 8. Individual contributions for o...

New Panel

Individual contributions for organised sessions - additional Information

Keywords

Please complete the below questions if you are a PAPER AUTHOR submitting to an ORGANISED SESSION. Otherwise, please leave the questions on this page blank.

Please provide up to 5 keywords for your proposed contribution.

Timetabling requests

Do you have any timetabling requests? If so, please make these here. We cannot guarantee to accommodate all requests but will do our best subject to the wider constraints on the conference timetable.

B I U ☰ ☷ 🔗 x^2 x_2 Ω

Access requirements

Do you and/or your session contributors have any access requirements? If so, please let us know the details here. For requirements linked to the creche, please get in touch with us directly at ac2024@rgs.org

B I U ☰ ☷ 🔗 x^2 x_2 Ω

Done

Save Submission

○ Leave answers blank and click done.



The screenshot shows a web interface for managing submissions. On the left is a sidebar with buttons: 'My Submissions' (active), 'My Panels', 'Public Panels List', 'New Submission', and 'New Panel'. The main content area is titled 'My Submissions' and includes a '+ New Submission' button. Below this is a table with columns 'ID', 'Submission', 'Panel', and 'Status'. The table contains one entry with the status 'Submitted'. To the right of this entry is a form for editing the submission details, including fields for 'Title' (with a placeholder 'Insert title'), 'Authors' (with a dropdown menu showing '1. Mr. James Kendall - Royal Geographical Society (with IBG)'), 'Abstract' (with a placeholder 'telfd'), 'Track' (with a dropdown menu showing 'Open Call for Papers and Posters'), and 'Topic Areas'.

- Details will then show in the 'My Submissions' title. You have successfully submitted your paper for the open call